

Buffalo State College
State University of New York
COLLEGE COUNCIL MEETING
October 14, 2008
4:00 PM
Cleveland Hall 518
MINUTES

COLLEGE COUNCIL MEMBERS PRESENT: Chair, Mr. John Hoskins; Vice Chair, Mr. Howard Zemsky; Mr. James Brandys, '71 & '73; Ms. Laurie Brosnahan; Mr. Gerald Saxe; Mr. Charles Naughton and Student Representative, Ms. Dominique Gabriel.

COLLEGE FACULTY & STAFF PRESENT: President Muriel A. Howard; Provost, Dennis Ponton; Vice President for Student Affairs, Hal D. Payne; Vice President and CIO, Voldemar Innus; Vice President for Institutional Advancement, Susanne Bair; Senior Advisor to the President for Equity and Campus Diversity, Dolores Battle; Executive Assistant to the President and Secretary to the College Council, Bonita Durand; Dean, School of Arts and Humanities, Benjamin Christy; Dean, School of Professions, Gary Jones; Dean, School of Natural and Social Sciences, Mark Severson; Associate Vice President for Enrollment Management, Mark Petrie; Associate Vice President for Housing and Auxiliary Services, Timothy Ecklund; Dean of Students & Associate Vice President for Student Affairs, Charles Kenyon; Associate Vice President for Facilities Planning, Stan Medinac; Associate Dean, School of Arts & Humanities, Kerran Sanger; Assistant Vice President for Finance and Management, Barbara Meyer; College Senate Chair & Professor of Exceptional Education, Sharon Cramer; UUP Chapter President & Associate Professor of Technology, Richard Stempniak; Assistant Chief of Police, John Lombardo; Director, Intercollegiate Athletics, Jerry Boyes; Director, Budget Office, Rebecca Schenk; Member of the BSC Foundation Board, Ben Zuffranieri.

CALL TO ORDER

Mr. Hoskins called the meeting to order at 4:05 pm.

ACTION ITEMS

Mr. Hoskins requested approval of the minutes from the April 29, 2008 meeting. Mr. Zemsky made the motion that the minutes be approved; Mr. Brandys seconded the motion. Mr. Hoskins requested the approval of the 2007- 2008 Annual Report. Mr. Brandys made the motion that the Annual Report be approved; Ms. Brosnahan seconded the motion. Both motions were approved by unanimous vote.

CHAIR'S REPORT

Mr. Hoskins informed the council that Governor Paterson has reappointed Howard A. Zemsky to the Buffalo State College Council for a term to expire June 30, 2015. Mr. Hoskins congratulated Mr. Zemsky and thanked him for his involvement to the College. Mr. Hoskins asked the council to congratulate Alphonso O'Neil-White for being named "Business Executive of the Year" by Richard J. Wehle School of Business at Canisius College. Mr. Hoskins also introduced the student elected representative to the Buffalo State College Council for 2008-2009, Ms. Dominique Gabriel. She is senior majoring in political science and minoring in public administration. In addition to her role on the college council, she also serves as the president of the United Students Government, a college senator and a member of both the Grant Allocation Committee and the Faculty Student Association. The council welcomed Dominique and she delivered her report (see attached).

PRESIDENT'S REPORT

President Howard delivered her executive report (see attached). She reported on the status of the state budget. The college was notified of a 4th reduction for 2008-2009 bringing the total reduction for Buffalo State College to \$2.2 million dollars. She asked the council to be prepared to assist the college by supporting rational tuition and new flexibility policies. She indicated that we should have more definitive information on the budget after the Governor's meeting with the legislature on November 18th.

Vice President Payne provided an update on enrollment (see attached). Vice President Payne recognized the efforts of Mark Petrie and Tim Ecklund and the admissions and orientation staff with recruitment for 2008-09. Mr. Brandys commented that the college has made some excellent changes in the recruitment and retention areas and he commended the admissions department for doing a great job.

Provost Dennis Ponton introduced Mark Severson, the new dean of School of Natural and Social Sciences and Scott Johnson, Interim Dean, for University College. Dr. Ponton provided a report on the Research Foundation (see attached). Dr. Ponton reported that the college is working through the process a new Strategic Plan 2009-2014. Much of the previous plan will still continue to support Buffalo State College. Buffalo State College is also working on the National Survey NSSE benchmarks (see attached).

COMMITTEE REPORT

Naming of Building & Grounds

Ms. Laurie Brosnahan delivered the report of the Naming of Building and Grounds Committee recommending approval of the naming of a conference room in Cleveland Hall in honor of Dr. Carmine Grande (see attached). Ms. Brosnahan called for the motion. Mr. Brandys seconded the motion. The motion carried unanimously.

Student Affairs

Mr. James Brandys delivered the report from the Student Affairs Committee. Mr. Brandys reported the artificial turf on Coyer Field was completed at the end of July and it was a great addition for students and athletes. The residential dining renovations are complete and it's great for the college community, and to see all the faculty members dining there. Vice President Payne reported said that the renovations of the union lobby and Social Hall will be started in 2009 and the quad will be completed by fall 2010. Mr. Brandys reported that new student housing will be needed over time to accommodate about 400 students; and this issue will be reviewed at the later date.

He also presented and recommended approval on a resolution to increase parking fines (see attached).

Mr. Naughton moved for approval; Mr. Zemsky seconded the motion. The motion carried unanimously.

ANNOUNCEMENTS

Mr. Hoskins encouraged all to join the members of the college council on the fourth floor of Cleveland Hall immediately following the meeting to officially name the conference room in memory of Carmine Grande, former Vice President for institutional advancement at Buffalo State College. Carmine is fondly remembered at Buffalo State and the council is pleased to be able to help pay tribute to his memory.

EXECUTIVE SESSION

Mr. Hoskins called for a Vote to Move to Executive Session: In accordance with Section 105 of the New York State Open Meetings Law. Mr. Zemsky moved that the council move to execute motion be approved; Mr. Brandys seconded the motion. The motion carried unanimously. The council adjourned to executive session.

ADJOURNMENT

After the executive session ended the council reconvened to open session. Mr. Hoskins called for a motion to share the discussions in executive session with the Buffalo State College Foundation. Mr. Zemsky moved for approval. Mr. Brandys seconded the motion and carried unanimously. Mr. Hoskins the called for a motion to adjourn the meeting. Mr. Zemsky moved for adjournment and Mr. Naughton seconded. The meeting was adjourned at 6:10 p.m.

Respectfully Submitted,


Bonita R. Durand

Bonita R. Durand, Ph.D.


Secretary to the College Council

Buffalo State College
Homecoming 2008


By: Dominique Gabriel



The Game Begins, Go Bengals!!




We've got Spirit, How about you!....



Tailgate Party!



At the Game!



School Spirit...



Buffalo State College
State University of New York
President's Executive Summary Report
October 14, 2008

Introduction

The 2008-2009 academic year is off to an excellent start with many new and exciting developments at Buffalo State College. We welcomed nearly 1,600 new freshmen, one of the largest classes in recent history, to campus in August. The total enrollment for Fall 2008 is approximately 11,300 students. I am also pleased to advise you that Buffalo State is one of 22 SUNY institutions hosting students from the Sichuan Province of Western China, the site of a massive earthquake this past May. We have 17 students, primarily sophomores and juniors, enrolled in classes. They will study for two semesters as full-time students at Buffalo State. Each student has committed to engage in national service projects in Sichuan to help with the rebuilding effort when they return to their home country in June 2009.

The demand for on campus student housing has continued to increase, which is consistent with national trends in student housing. As of September 30th, there are 2,312 students living in college housing, an increase of 174 students from last year at the same time. This demand has resulted in an increase in three-person rooms (triples) in the freshmen residence halls and 143 transfer students are being housed at the Adam's Mark Hotel in downtown Buffalo. Transportation and other necessary services have been expanded to the Adam's Mark to ensure that the students living there are well connected to the College.

Administration and Faculty

Dr. Mark Severson joined the Buffalo State family as the new dean of the School of Natural and Social Sciences in September. Dean Severson comes to us from Oakland University in Rochester, Michigan, where he was professor and chair of chemistry. Dr. Scott Johnson has been appointed as the interim dean of University College. Dr. Johnson, an associate professor of criminal justice, has served as the assistant dean for first-year academic programs and academic support in University College since its inception in 2004.

We are also delighted to welcome a record number of new faculty members, nearly 50, to the Buffalo State community. These new professors, come to us with excellent credentials from fine and far reaching institutions and represent a wide range of academic disciplines. A listing of our new faculty is included with this report for your information and review.

Campus Ceremonies and Events

The college community celebrated the start of the 2008–2009 academic year at the annual Academic Convocation on September 25th. Six members of the Buffalo State community who have distinguished themselves through their teaching, scholarship, and service were recognized with the 2008 President's Awards for Excellence. Jill K. Singer, professor of Earth Science and Science Education and Director of the Office of Undergraduate Research received the Chancellor's Award for Excellence in Scholarship and Creative Activities.

State University of New York Trustee Gerri Warren-Merrick joined us to confer the SUNY honorary degree on author Lorene Cary. Dr. Cary delivered the Vern and Bonnie L. Bullough Convocation Address. She is senior lecturer in creative writing at the University of Pennsylvania. A noted author, educator, and community advocate, she began her writing career at *Time* in 1980 before working as an associate editor at *TV Guide* and as a contributing editor for *Newsweek*. Her work has been published in *Essence*, *O Magazine*, and *Mirabella*. In addition she has published four books. Cary's talent has been recognized with a Pew Fellowship in the Arts and a writing fellowship from the Leeway Foundation, and by residencies at Yaddo in New York and at the Civitella Ranieri Center in Italy.

The Buffalo State College Foundation hosted the 11th annual Golf and Tennis Scholarship Classic on Monday, September 8, at the Brookfield Country Club in Clarence, New York. BlueCross BlueShield of Western New York was the presenting sponsor of this year's annual event. The event raised \$75,000 to support the All College Honors Program.

Seventeen new members were inducted into the Peterson society this year at the annual Peterson Society Dinner on September 17th at the Buffalo Club, bringing the total membership to 230 members.

The college hosted Homecoming/Parents Weekend and Fall Open House activities from September 18th through 21st. Five Buffalo State graduates were honored as Outstanding Young Alumni and five former student athletes were inducted into the Athletic Hall of Fame.

As with every year, our focus will primarily be on the academic progress of our students. However, the current economic climate of the country and the state will have a dramatic impact on our ability to deliver the academic and support services that we believe are essential to our students' success. To that end, we will continue with the development and implementation of the next five-year strategic plan in an effort to prioritize the institutions' goals and to provide a strategy to utilize our resources in the most effective manner.

State Appropriated Budget and Revenue

There is very little to report with certainty on the state budget except that we are expecting additional budget reductions and spending restrictions on top of those already imposed over the summer. We do not expect to have any more definitive information until after the elections. The SUNY Board of Trustees' Finance Committee, SUNY Trustees Chairman Hayden and Jim VanVoorst, SUNY Vice Chancellor for Finance, have been working with a group of SUNY presidents and business officers, respectively, in preparing a response to the latest round of state budget reductions to the State University. I have attached the talking points to this report for your information. They address such strategies as (1) The State of the University, (2) The Need to Deregulate SUNY, and (3) Expanding Entrepreneurial Activities and Greater Flexibility to Divest Assets.

Facilities

Many of you had the opportunity to see some of the capital and facilities projects that were completed over the summer which included several classroom and laboratory renovations. The new residence dining center was opened in August in time for the beginning of classes. The turf on Coyer Field was replaced providing a new playing surface for four of our athletic teams (football, men's and women's soccer and women's lacrosse). And the new Burchfield

Penney Art Center was completed and turned over to the college on September 5th. The public opening of the center will occur on November 22nd. Plans for remodeling of the Science and Mathematics Building and the construction of the Technology Building are on target. We are also developing a process and structure by which the college can build a new residence hall and the construction of a new athletic stadium is still a priority.

The Music Department and Art Conservation facilities will expand into the third floor of Rockwell Hall when the Burchfield-Penney Art Museum moves into its new building. Music will acquire a 150 seat recital hall, and Art Conservation will use the existing humidity-controlled storage rooms to add a library and a conservation lab. Both of these departments recently received national accreditation in recognition of excellence of their programs, faculty, students and facilities.

Technology Update

Phase I of the BANNER System implementation has been completed. BANNER is now the official system of record for all students, handling all of our student service modules, Admissions, Financial Aid, Student Accounts, Registration, Grading, and provision of transcripts. The short term focus is now on addressing individual department and specialized reporting needs, addressing any outstanding user issues, and working with faculty and staff to prioritize user-requested enhancements. With the initial implementation tasks largely out of the way, we can now start to think about leveraging our investment in Banner.

Upcoming Campus and Community Events

October is National Arts and Humanities Month, which grew out of National Arts Week, begun in 1985 by the National Endowment for the Arts and Americans for the Arts. It evolved into a month-long activity in 1993 and is now the largest national celebration of the arts and humanities in America. Every October, the Buffalo State College campus community joins the nation in organizing the College's annual month-long celebration. College events include student and faculty musical performances, theatrical productions,

poetry and dramatic readings, art exhibitions, panel discussions, lectures, demonstrations, and special exhibitions. A complete listing of activities for the month can be located on the Buffalo State College website at

<http://www.buffalostate.edu/artsandhumanities/artsandhumanitiesmonth.xml>.

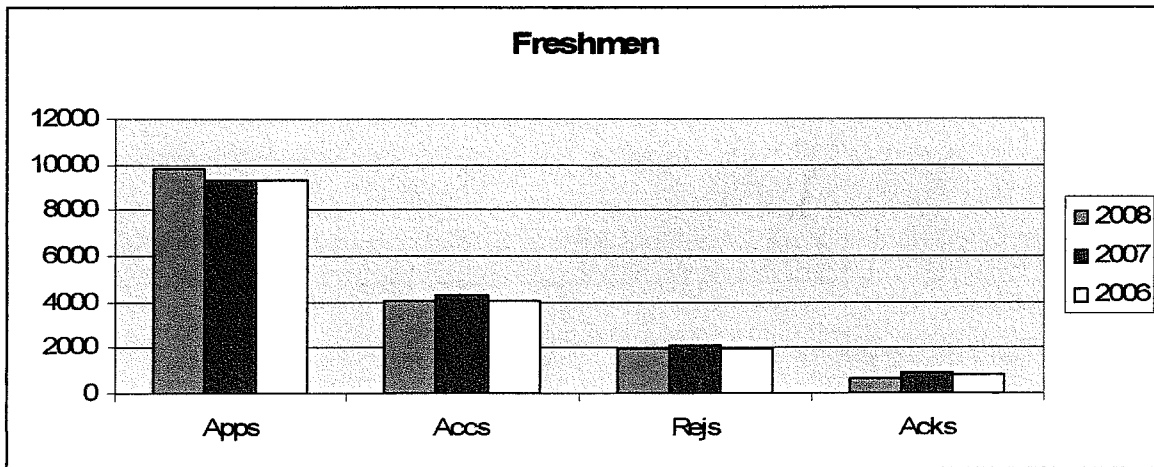
Chinese musicians from Capital Normal University in Beijing will be on campus on October 27, 28, and 29 for presentations and performances. We cordially invite you to participate.

The Art Conservation Open House will be held on Friday, November 7, 2008 from 2 – 4 p.m. This is an excellent opportunity to tour the facilities, see demonstrations, view works of art undergoing conservation treatment, meet departmental faculty and students, and learn more about Buffalo State's prestigious Art Conservation graduate program.

New Students

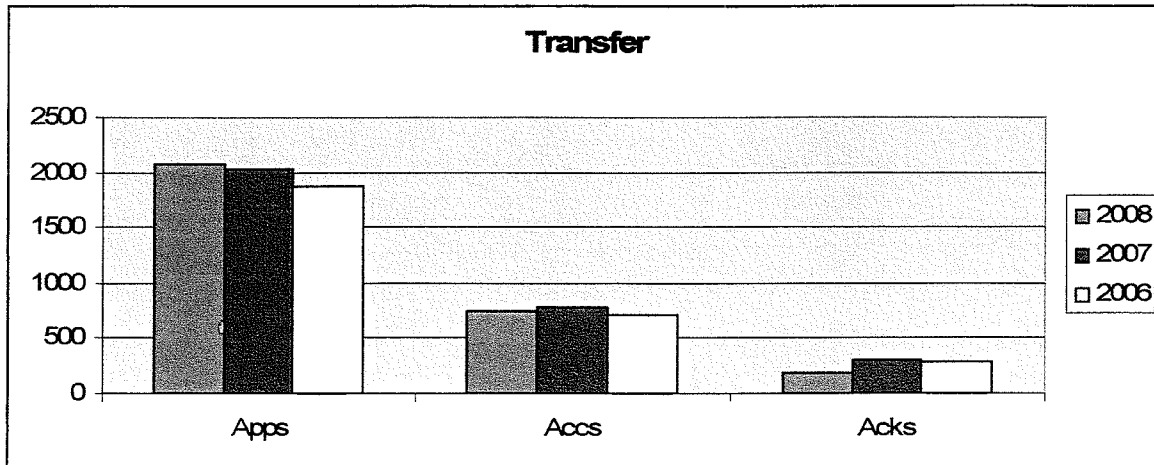
Increase in undergraduate freshmen applications is mainly due to the 21% increase in EOP applications. We are down 3% from 2007 in the general applicant pool. Currently, our overall 2008 numbers are very similar to the 2006 cohort with the exception of acknowledgments, which are lagging behind both 2007 and 2006.

Freshmen	2008	2007	2006
Apps	9791	9362	9288
Accs	4068	4294	4075
Rejs	1962	2127	1908
Acks	688	861	831



Transfer applications are up overall but again, largely due to the increase in EOP applications. We should consider pursuing additional funding from SUNY to increase our EOP transfer goal from 50 to 100.

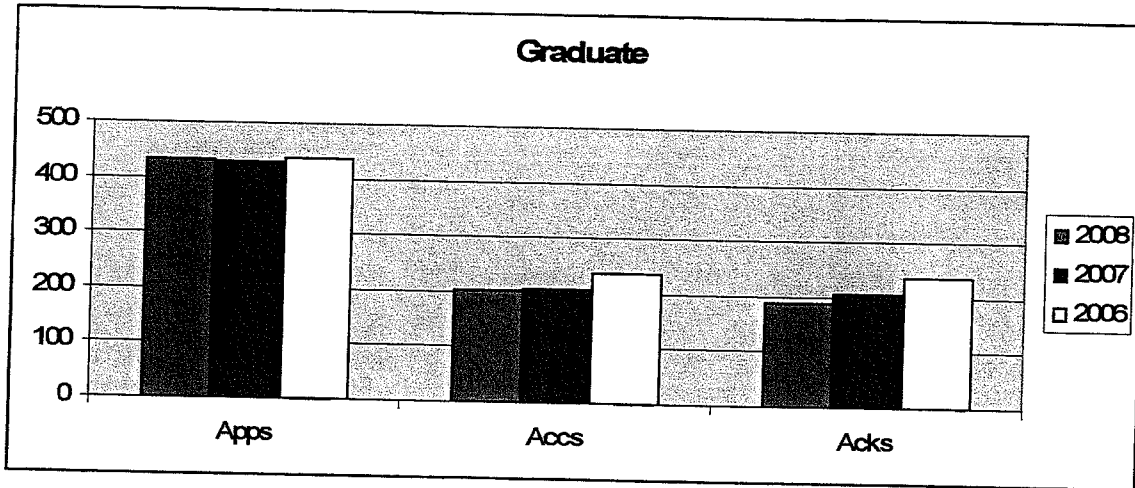
Transfer	2008	2007	2006
Apps	2079	2027	1878
Accs	741	785	713
Acks	188	301	282



Fall 2008 Enrollment Report

Enrollment Management Office


Graduate numbers are running similar to 2007 and slightly behind 2006.



Continuing / Returning Students

Spring enrollment is down 281 students from 2007 at the start of the fall registration period. Despite the lower starting point, we are up 539 registered students from the same point last year.

Registered Headcount	4/25/07	4/23/08
Freshmen	578	969
Sophomore	887	1053
Juniors	1668	1670
Seniors	1193	1172
Graduates	768	769
Total	5094	5633




Fall 2008 Enrollment Report

Enrollment Management Office

We are up nearly 10% in credit hours from this point last year. Because the fall 06 and fall 07 new undergraduate classes were larger than normal, our freshmen and sophomores numbers are strong.

Registered Credit Hours	4/25/07	4/23/08
Freshmen	8534	13826
Sophomore	12652	15027
Juniors	23059	22530
Seniors	14672	13850
Graduates	<u>5416</u>	<u>5285</u>
Total	64333	70518



Undergraduate Enrollment Activities

The undergraduate staff will begin inactivating incomplete files this week and increase efforts to get accepted students to acknowledge. Recent & upcoming undergraduate admission activities include:

- Mailed out 850 Buffalo State flash drives to accepted students in selectivity groups 1 & 2.
- Held 3 events in NYC for accepted students— Big Apple events Manhattan (NYC, Rockland and Westchester counties) and Long Island (Nassau and Suffolk counties); and an honors reception in Manhattan. 12 students attended the Manhattan event, 36 attended the LI event, and 9 honors students attended the honors reception.
- Mailed out 100 Buffalo State flash drives to accepted EOP freshmen.
- Metro New York bus trip to Buffalo State for Accepted EOP freshmen – 48 students participated.
- Spring open house / faculty showcase was held on April 5th – 341 students registered and we accepted 14 deposits for the first time at the open house.
- E-mail to all accepted students reminding them of the deposit deadline.
- 3200 E-mail messages to accepted general freshmen applicants directing them to the welcome and content found on the flash drive.

Fall 2008 Enrollment Report

Enrollment Management Office

- 41 calls made last week to accepted students to the All College Honors Program – 8 deposits collected.
- MNY Counselor tour of Buffalo State took place on April 10th
- Hosted 40 counselors from the WNY counselor consortium tour on April 22nd.

Graduate Enrollment Activities

- Mailed out 6,000 graduate school brochures to active and potential students in our student database.

**RESIDENCE HALL OCCUPANCY
 COMPARED TO FULL-TIME UNDERGRADUATE
 ENROLLMENT FALL SEMESTERS 2000-2008**

	<u>2000</u>	<u>2001</u>	<u>2002</u>	<u>2003</u>	<u>2004</u>	<u>2005</u>	<u>2006</u>	<u>2007</u>	<u>2008</u>
Residence Hall Occupancy	1,620	1,641	1,730	1,818	1,875	1,892	2,016	2,138	2,312
Annual Occupancy Change Percentage		1.30%	5.42%	5.09%	3.14%	0.91%	6.55%	6.05%	8.13%
Total Full-Time Undergraduate Enrollment	7,576	7,834	7,877	7,726	7,801	7,817	8,054	8,050	8,260
Occupancy as a Percent of Full-Time Enrollment	21.38%	20.94%	21.96%	23.53%	24.04%	24.02%	25.03%	26.56%	27.99%
Percent Difference From Previous Year		(0.71%)	(0.44%)	1.02%	1.57%	0.51%	(.02%)	1.01%	1.53%

- Demand for student housing has continued to increase, consistent with national trends in student housing.
- As of September 30, 2008, 2,312 students are in College housing. This is an increase of one hundred seventy-four (174) students from last year at the same time.
- Sixty-five (65) more freshmen students are living on campus this year compared to last year at the same time.
- One hundred fifty-four (154) three-person rooms have been created in the freshmen areas on campus to accommodate the increased demand for freshmen student housing. Approximately 60% of the entering full time freshmen class are living in student housing.
- Forty-six (46) more transfer students are being housed this year compared to last year at the same time.
- The demand for housing by continuing students has once again increased with fifty-seven (57) more continuing students living on campus compared to last year at the same time.
- As a result of higher demand for housing than spaces available, the College has once again created housing for students at the Adam's Mark Hotel in downtown Buffalo. Currently, one hundred forty-three (143) transfer students are residing at the hotel. Transportation services and other necessary services have been expanded to the Adam's Mark Hotel to ensure that these students are well connected to the College.

**RESIDENCE HALL OCCUPANCY
 COMPARED TO FULL-TIME UNDERGRADUATE
 ENROLLMENT FALL SEMESTERS 2000-2008**

	<u>2000</u>	<u>2001</u>	<u>2002</u>	<u>2003</u>	<u>2004</u>	<u>2005</u>	<u>2006</u>	<u>2007</u>	<u>2008</u>
Residence Hall Occupancy	1,620	1,641	1,730	1,818	1,875	1,892	2,016	2,138	2,312
Annual Occupancy Change Percentage		1.30%	5.42%	5.09%	3.14%	0.91%	6.55%	6.05%	8.13%
Total Full-Time Undergraduate Enrollment	7,576	7,834	7,877	7,726	7,801	7,817	8,054	8,050	8,260
Occupancy as a Percent of Full-Time Enrollment	21.38%	20.94%	21.96%	23.53%	24.04%	24.02%	25.03%	26.56%	27.99%
Percent Difference From Previous Year		(0.71%)	(0.44%)	1.02%	1.57%	0.51%	(.02%)	1.01%	1.53%

- Demand for student housing has continued to increase, consistent with national trends in student housing.
- As of September 30, 2008, 2,312 students are in College housing. This is an increase of one hundred seventy-four (174) students from last year at the same time.
- Sixty-five (65) more freshmen students are living on campus this year compared to last year at the same time.
- One hundred fifty-four (154) three-person rooms have been created in the freshmen areas on campus to accommodate the increased demand for freshmen student housing. Approximately 60% of the entering full time freshmen class are living in student housing.
- Forty-six (46) more transfer students are being housed this year compared to last year at the same time.
- The demand for housing by continuing students has once again increased with fifty-seven (57) more continuing students living on campus compared to last year at the same time.
- As a result of higher demand for housing than spaces available, the College has once again created housing for students at the Adam's Mark Hotel in downtown Buffalo. Currently, one hundred forty-three (143) transfer students are residing at the hotel. Transportation services and other necessary services have been expanded to the Adam's Mark Hotel to ensure that these students are well connected to the College.

College Council Meeting

October 14, 2008

Provost's Report

Introductions

Mark Severson, Dean
School of Natural and Social
Sciences

Scott Johnson, Interim Dean
University College



THE RESEARCH FOUNDATION
The State University of New York


SPONSORED PROGRAMS EXPENDITURE PROFILE SUMMARY

Year Ended June 30, 2008



Buffalo State Sponsored Program Expenditures

- \$51,592,654 in FY 2008
- 4th in SUNY
- 18% increase



Process

- Stakeholder's Conference
(10/12/07)
- College Planning Council Review
- Task Force Reports (5/08)

Outcomes

Affirmed Governing Ideas

- Mission
- Vision
- Core Values
- Strategic Directions 1-5

College Council Meeting

October 14, 2008

Provost's Report

Introductions

Mark Severson, Dean
School of Natural and Social
Sciences

Scott Johnson, Interim Dean
University College




SPONSORED PROGRAMS EXPENDITURE PROFILE SUMMARY

Year Ended June 30, 2008



Buffalo State Sponsored Program Expenditures

- \$51,592,654 in FY 2008
- 4th in SUNY
- 18% increase



Process

- Stakeholder's Conference
(10/12/07)
- College Planning Council Review
- Task Force Reports (5/08)

Outcomes

- Affirmed Governing Ideas
- Mission
 - Vision
 - Core Values
 - Strategic Directions 1-5

**Framework for Strategic Direction 1
(Quality Learning Experiences) linked to
National Survey of Student Engagement
(NSSE) benchmarks of effective
educational practices.**

- Level of academic challenge
- Active and collaborative learning
- Student-faculty interaction
- Enriching educational experiences
- Supportive campus environment

Excellence from Within
**A focus on student learning,
achievement, and success**
Buffalo State College
Strategic Plan 2009-2013
(Draft)

- Consultation: Fall 2008
- Adoption: by March 1, 2009

New Academic Programs

Arts and Letters BS
Forensic Science MS
Interior Design BFA
TV and Film Arts BA
Writing BA

Ceramic Design BS, BFA
Fiber Design BS, BFA
Metals/Jewelry Design BS, BFA
Wood/Furniture Design BS, BFA

Communication Design, BFA

The SUNY 150 China Initiative

- SUNY accepts 150 students from universities in Sichuan province of China.
- Buffalo State has 17 of these students.
- Variety of majors including English, bioscience, public administration, urban planning, law, medicine, chemistry, and finance.



- Students have been connected to
 - Faculty mentors
 - Residence hall peer mentors
 - Conversation partners
 - Host families from the community

**Framework for Strategic Direction 1
(Quality Learning Experiences) linked to
National Survey of Student Engagement
(NSSE) benchmarks of effective
educational practices.**

- Level of academic challenge
- Active and collaborative learning
- Student-faculty interaction
- Enriching educational experiences
- Supportive campus environment

Excellence from Within
**A focus on student learning,
achievement, and success**
Buffalo State College
Strategic Plan 2009-2013
(Draft)

- Consultation: Fall 2008
- Adoption: by March 1, 2009

New Academic Programs

Arts and Letters BS
Forensic Science MS
Interior Design BFA
TV and Film Arts BA
Writing BA

Ceramic Design BS, BFA
Fiber Design BS, BFA
Metals/Jewelry Design BS, BFA
Wood/Furniture Design BS, BFA


Communication Design, BFA

The SUNY 150 China Initiative

- SUNY accepts 150 students from universities in Sichuan province of China.
- Buffalo State has 17 of these students.
- Variety of majors including English, bioscience, public administration, urban planning, law, medicine, chemistry, and finance.



- Students have been connected to
 - Faculty mentors
 - Residence hall peer mentors
 - Conversation partners
 - Host families from the community




THE RESEARCH FOUNDATION

The State University of New York

SPONSORED PROGRAMS EXPENDITURE PROFILE SUMMARY

Year Ended June 30, 2008



Sponsored Programs Expenditure Profile
Fiscal Year 2007-08

Sponsored programs administered by the Research Foundation of State University of New York generated \$784 million in expenditures during fiscal year 2007-08, which ended June 30, 2008. Direct expenditures totaled \$659 million; indirect expenditures were \$125 million.

This document provides a schedule that displays the five-year trend of total sponsored programs expenditures by campus ([page 1](#)).

The document also provides three different views of the fiscal year 2007-08 sponsored programs expenditures:

- By campus within major category of expense: salaries, fringe benefits, equipment, subawards, other direct and indirect ([page 2](#)).
- By funding source: federal, federal through nonfederal other, federal through nonfederal New York state, New York state and business, industry and other, within major category of expense: salaries, fringe benefits, equipment, subawards, other direct and indirect. Sponsors with less than \$1 million in expenditures are not displayed individually; they are grouped into "other" ([page 3](#)).
- By program type within major category of expense: salaries, fringe benefits, equipment, subawards, other direct and indirect. Program types are defined by the National Association of College and University Business Offices (NACUBO) funding categories. NACUBO funding categories with less than \$1 million in expenditures are not displayed individually; they are grouped into "other program" ([page 4](#)).

For information about this report contact:

Anne R. Connolly
Assistant Vice President
Office of Sponsored Programs
The Research Foundation of SUNY
35 State Street
Albany, NY 12207
518-434-7240
anne.connolly@rfsuny.org

Sponsored Programs Expenditure Profile
Fiscal Year 2007-08

Sponsored programs administered by the Research Foundation of State University of New York generated \$784 million in expenditures during fiscal year 2007-08, which ended June 30, 2008. Direct expenditures totaled \$659 million; indirect expenditures were \$125 million.

This document provides a schedule that displays the five-year trend of total sponsored programs expenditures by campus ([page 1](#)).

The document also provides three different views of the fiscal year 2007-08 sponsored programs expenditures:

- By campus within major category of expense: salaries, fringe benefits, equipment, subawards, other direct and indirect ([page 2](#)).
- By funding source: federal, federal through nonfederal other, federal through nonfederal New York state, New York state and business, industry and other, within major category of expense: salaries, fringe benefits, equipment, subawards, other direct and indirect. Sponsors with less than \$1 million in expenditures are not displayed individually; they are grouped into "other" ([page 3](#)).
- By program type within major category of expense: salaries, fringe benefits, equipment, subawards, other direct and indirect. Program types are defined by the National Association of College and University Business Offices (NACUBO) funding categories. NACUBO funding categories with less than \$1 million in expenditures are not displayed individually; they are grouped into "other program" ([page 4](#)).

For information about this report contact:

Anne R. Connolly
Assistant Vice President
Office of Sponsored Programs
The Research Foundation of SUNY
35 State Street
Albany, NY 12207
518-434-7240
anne.connolly@rfsuny.org

Sponsored Programs Expenditure Profile
Fiscal Year 2007-08

Sponsored programs administered by the Research Foundation of State University of New York generated \$784 million in expenditures during fiscal year 2007-08, which ended June 30, 2008. Direct expenditures totaled \$659 million; indirect expenditures were \$125 million.

This document provides a schedule that displays the five-year trend of total sponsored programs expenditures by campus ([page 1](#)).

The document also provides three different views of the fiscal year 2007-08 sponsored programs expenditures:

- By campus within major category of expense: salaries, fringe benefits, equipment, subawards, other direct and indirect ([page 2](#)).
- By funding source: federal, federal through nonfederal other, federal through nonfederal New York state, New York state and business, industry and other, within major category of expense: salaries, fringe benefits, equipment, subawards, other direct and indirect. Sponsors with less than \$1 million in expenditures are not displayed individually; they are grouped into "other" ([page 3](#)).
- By program type within major category of expense: salaries, fringe benefits, equipment, subawards, other direct and indirect. Program types are defined by the National Association of College and University Business Offices (NACUBO) funding categories. NACUBO funding categories with less than \$ 1 million in expenditures are not displayed individually; they are grouped into "other program" ([page 4](#)).

For information about this report contact:

Anne R. Connolly
Assistant Vice President
Office of Sponsored Programs
The Research Foundation of SUNY
35 State Street
Albany, NY 12207
518-434-7240
anne.connolly@rfsuny.org

Sponsored Programs Expenditure Profile
Fiscal Year 2007-08

Sponsored programs administered by the Research Foundation of State University of New York generated \$784 million in expenditures during fiscal year 2007-08, which ended June 30, 2008. Direct expenditures totaled \$659 million; indirect expenditures were \$125 million.

This document provides a schedule that displays the five-year trend of total sponsored programs expenditures by campus ([page 1](#)).

The document also provides three different views of the fiscal year 2007-08 sponsored programs expenditures:

- By campus within major category of expense: salaries, fringe benefits, equipment, subawards, other direct and indirect ([page 2](#)).
- By funding source: federal, federal through nonfederal other, federal through nonfederal New York state, New York state and business, industry and other, within major category of expense: salaries, fringe benefits, equipment, subawards, other direct and indirect. Sponsors with less than \$1 million in expenditures are not displayed individually; they are grouped into "other" ([page 3](#)).
- By program type within major category of expense: salaries, fringe benefits, equipment, subawards, other direct and indirect. Program types are defined by the National Association of College and University Business Offices (NACUBO) funding categories. NACUBO funding categories with less than \$1 million in expenditures are not displayed individually; they are grouped into "other program" ([page 4](#)).

For information about this report contact:

Anne R. Connolly
Assistant Vice President
Office of Sponsored Programs
The Research Foundation of SUNY
35 State Street
Albany, NY 12207
518-434-7240
anne.connolly@rfsuny.org

Sponsored Programs Expenditure Profile
Fiscal Year 2007-08

Sponsored programs administered by the Research Foundation of State University of New York generated \$784 million in expenditures during fiscal year 2007-08, which ended June 30, 2008. Direct expenditures totaled \$659 million; indirect expenditures were \$125 million.

This document provides a schedule that displays the five-year trend of total sponsored programs expenditures by campus ([page 1](#)).

The document also provides three different views of the fiscal year 2007-08 sponsored programs expenditures:

- By campus within major category of expense: salaries, fringe benefits, equipment, subawards, other direct and indirect ([page 2](#)).
- By funding source: federal, federal through nonfederal other, federal through nonfederal New York state, New York state and business, industry and other, within major category of expense: salaries, fringe benefits, equipment, subawards, other direct and indirect. Sponsors with less than \$1 million in expenditures are not displayed individually; they are grouped into “other” ([page 3](#)).
- By program type within major category of expense: salaries, fringe benefits, equipment, subawards, other direct and indirect. Program types are defined by the National Association of College and University Business Offices (NACUBO) funding categories. NACUBO funding categories with less than \$1 million in expenditures are not displayed individually; they are grouped into “other program” ([page 4](#)).

For information about this report contact:

Anne R. Connolly
Assistant Vice President
Office of Sponsored Programs
The Research Foundation of SUNY
35 State Street
Albany, NY 12207
518-434-7240
anne.connolly@rfsuny.org

Sponsored Programs Expenditure Profile
Fiscal Year 2007-08

Sponsored programs administered by the Research Foundation of State University of New York generated \$784 million in expenditures during fiscal year 2007-08, which ended June 30, 2008. Direct expenditures totaled \$659 million; indirect expenditures were \$125 million.


This document provides a schedule that displays the five-year trend of total sponsored programs expenditures by campus ([page 1](#)).

The document also provides three different views of the fiscal year 2007-08 sponsored programs expenditures:

- By campus within major category of expense: salaries, fringe benefits, equipment, subawards, other direct and indirect ([page 2](#)).
- By funding source: federal, federal through nonfederal other, federal through nonfederal New York state, New York state and business, industry and other, within major category of expense: salaries, fringe benefits, equipment, subawards, other direct and indirect. Sponsors with less than \$1 million in expenditures are not displayed individually; they are grouped into “other” ([page 3](#)).
- By program type within major category of expense: salaries, fringe benefits, equipment, subawards, other direct and indirect. Program types are defined by the National Association of College and University Business Offices (NACUBO) funding categories. NACUBO funding categories with less than \$ 1 million in expenditures are not displayed individually; they are grouped into “other program” ([page 4](#)).


For information about this report contact:

Anne R. Connolly
Assistant Vice President
Office of Sponsored Programs
The Research Foundation of SUNY
35 State Street
Albany, NY 12207
518-434-7240
anne.connolly@rfsuny.org




**SPONSORED PROGRAMS TOTAL EXPENDITURES BY CAMPUS
FIVE-YEAR HISTORICAL PROFILE**

	FY 2004	FY 2005	FY 2006	FY 2007	FY 2008
University Centers and Doctoral Degree Granting Institutions					
University at Albany	132,118,457	163,690,409	150,559,139	171,124,368	197,126,152
Binghamton University	25,352,656	25,127,949	26,545,916	29,558,164	30,368,419
University at Buffalo	131,254,064	133,451,859	129,366,972	132,043,576	137,465,208
Stony Brook University	159,938,933	162,512,838	159,368,230	184,033,931	170,764,482
SUNY Downstate Medical Center	54,347,091	54,165,173	50,921,517	47,855,211	49,430,561
Upstate Medical University	32,770,689	33,426,169	37,777,702	38,565,925	35,220,130
SUNY ESF	9,991,643	12,054,394	13,101,695	13,247,347	14,688,653
College of Optometry	2,489,854	2,459,570	1,963,958	2,446,533	2,596,370
University Colleges					
SUNY Brockport	5,206,378	5,444,785	5,292,379	5,376,043	4,930,668
Buffalo State College	33,984,652	36,368,854	39,099,996	43,635,983	51,592,654
SUNY Cortland	2,635,123	3,038,458	2,514,603	2,415,073	2,723,611
SUNY Fredonia	2,545,442	2,546,688	2,576,804	3,045,194	3,067,701
SUNY Geneseo	945,118	1,200,094	1,070,773	1,536,255	1,491,794
SUNY New Paltz	3,686,890	3,840,248	3,906,098	3,741,257	4,156,664
Old Westbury	2,192,373	2,431,820	2,665,877	2,838,112	2,364,995
College at Oneonta	4,541,045	5,322,660	4,654,247	4,831,846	5,029,926
SUNY Oswego	5,396,244	4,326,208	5,169,741	5,026,458	4,356,905
SUNY Plattsburgh	4,132,774	4,791,878	4,825,022	5,166,818	4,885,595
SUNY Potsdam	5,041,323	5,129,089	4,391,633	4,701,504	4,612,267
Purchase College	3,107,893	2,744,757	2,903,983	3,044,841	3,242,653
Empire State College	1,114,718	1,026,637	924,979	1,155,541	1,260,838
Technology Colleges					
Alfred State College	1,270,637	1,599,627	1,265,396	1,396,713	847,507
SUNY Canton	1,032,724	1,333,083	1,655,124	1,520,714	1,328,103
SUNY Cobleskill	1,396,479	1,342,834	1,469,655	1,610,828	1,665,550
SUNY Delhi	797,507	577,127	613,223	726,034	850,111
Farmingdale State College	1,527,360	1,519,455	1,715,195	1,746,908	1,861,755
Morrisville State College	1,632,912	1,221,647	1,697,574	1,127,241	1,525,503
SUNYIT	1,405,873	1,327,086	1,069,731	1,493,717	1,961,728
Maritime College	124,146	366,145	186,120	298,571	90,574
SUNY System Administration					
Levin Institute	6,000,022	7,571,703	11,628,854	14,086,684	230,663
System Administration - Provost	69,133,313	53,832,879	53,671,374	52,460,048	42,586,539
TOTAL	707,114,333	735,792,126	724,563,510	781,857,438	784,324,279




SPONSORED PROGRAMS EXPENDITURES BY CAMPUS
Year Ended June 30, 2008

	Salaries	Fringe Benefits	Equipment	Subawards	Other Direct	Total Direct	Total Indirect	Total Expenditures
University Centers and Doctoral Degree Granting Institutions								
University at Albany	35,587,065	11,391,207	27,164,454	10,868,775	92,623,573	177,635,074	19,491,078	197,126,152
Binghamton University	13,140,862	3,592,484	934,183	948,019	6,145,121	24,760,669	5,607,750	30,368,419
University at Buffalo	50,180,744	14,878,359	6,306,683	8,760,547	26,174,593	106,300,926	31,164,282	137,465,208
Stony Brook University	53,643,739	15,573,673	5,079,519	8,539,602	54,251,226	137,087,759	33,676,723	170,764,482
SUNY Downstate Medical Center	15,603,119	5,747,545	503,056	7,532,885	12,549,562	41,836,167	7,494,394	49,430,561
Upstate Medical University	13,238,676	4,851,046	511,175	1,781,841	7,507,879	27,890,617	7,329,513	35,220,130
SUNY ESF	5,174,198	1,317,557	812,590	1,627,825	3,405,546	12,337,716	2,350,937	14,688,653
College of Optometry	903,261	337,922	90,683	241,832	342,609	1,916,307	680,063	2,596,370
University Colleges								
SUNY Brockport	2,151,169	696,766	-	58,722	1,539,492	4,446,149	484,519	4,930,668
Buffalo State College	22,708,347	8,116,651	331,461	550,140	11,213,516	42,820,115	8,672,539	51,492,654
SUNY Cortland	1,186,974	410,309	111	124,800	770,440	2,492,634	230,977	2,723,611
SUNY Fredonia	1,286,789	408,594	94,126	6,450	1,022,118	2,816,077	251,624	3,067,701
SUNY Geneseo	537,122	86,636	31,471	207,785	443,043	1,306,057	185,737	1,491,794
SUNY New Paltz	1,983,502	699,537	250,457	85,132	829,100	3,847,728	308,936	4,156,664
Old Westbury	888,384	316,422	-	-	877,814	2,082,620	282,375	2,364,995
College at Oneonta	2,247,297	784,293	113,963	-	1,395,622	4,541,175	488,751	5,029,926
SUNY Oswego	1,729,751	608,681	199,834	112,054	1,126,955	3,775,275	581,630	4,356,905
SUNY Plattsburgh	2,061,479	691,630	20,861	106,158	1,635,852	4,515,980	369,615	4,885,595
SUNY Potsdam	2,282,297	808,773	-	155,369	1,069,559	4,315,998	296,269	4,612,267
Purchase College	1,401,599	470,223	-	-	1,022,683	2,894,505	348,148	3,242,653
Empire State College	393,004	147,619	(715)	-	596,364	1,136,272	124,566	1,260,838
Technology Colleges								
Alfred State College	185,810	61,532	28,474	-	525,331	801,147	46,360	847,507
SUNY Canton	655,520	231,649	48,201	-	303,610	1,238,980	89,123	1,328,103
SUNY Cobleskill	841,536	307,067	31,581	4,395	374,058	1,558,637	106,913	1,665,550
SUNY Delhi	173,596	77,513	185,464	-	288,800	725,373	124,738	850,111
Farmingdale State College	772,213	267,133	49,891	3,069	1,729,951	1,729,951	131,804	1,861,755
Morrisville State College	447,516	153,292	121,087	-	692,786	1,414,681	110,822	1,525,503
SUNYIT	644,757	216,745	-	139,126	743,518	1,744,146	217,582	1,961,728
Maritime College	4,200	483	1,260	-	81,220	87,163	3,411	90,574
SUNY System Administration								
Levin Institute	42,411	14,740	18,191	-	165,027	240,369	(9,706)	230,663
Sys. Admin - Provost	11,094,050	4,105,230	437,795	8,453,962	14,338,838	38,429,875	4,156,664	42,586,539
TOTAL	243,190,887	77,367,311	43,365,856	50,308,488	244,693,500	658,926,142	125,398,137	784,324,279



SPONSORED PROGRAMS EXPENDITURES BY FUNDING SOURCE
Year Ended June 30, 2008

	Salaries	Fringe Benefits	Equipment	Subawards	Other Direct	Total Direct	Total Indirect	Total Expenditures
Federal								
US Department of Health and Human Services	61,399,310	20,655,494	4,208,420	15,985,659	31,297,222	133,556,105	47,723,009	181,279,114
National Science Foundation	15,783,779	3,322,768	2,730,699	3,013,917	2,681,778	36,404,164	11,534,105	49,938,269
US Department of Education	9,795,960	3,196,784	18,686	1,562,086	6,391,760	20,926,276	2,399,658	23,325,934
US Department of Defense	6,666,040	1,858,840	1,326,656	1,600,598	3,417,470	14,869,704	5,169,091	20,038,795
US Agency for International Development	1,619,322	587,855	505,708	2,990,155	9,816,467	15,519,507	2,932,006	18,451,513
US Department of Energy	4,326,768	1,034,266	494,512	1,648,995	1,351,658	8,856,219	2,636,100	11,492,319
National Aeronautics and Space Administration	2,985,725	860,923	1,157,264	232,624	1,943,891	7,160,427	1,476,121	8,636,548
US Department of Commerce	1,279,033	374,764	76,685	1,391,474	1,086,320	4,177,276	845,348	5,022,624
US Department of Administration	1,031,805	481,988	87,889	220,980	2,889,652	1,096,320	241,886	4,820,241
US Department of Agriculture	795,129	236,964	-	130,727	38,674	4,578,355	180,481	2,088,469
US Department of Justice	566,384	201,695	6,895	38,674	436,587	1,907,988	180,481	2,088,469
US Postal Service	510,236	125,869	1,499	55,464	186,349	880,254	513,853	1,394,107
US Environmental Protection Agency	2,228,949	662,815	340,595	897,723	1,433,769	879,417	294,641	1,174,058
Other Federal	110,264,807	33,822,015	10,955,657	32,547,948	71,163,591	258,794,018	77,531,040	336,285,058
Total Federal								
Federal through Other								
Colleges and Universities	7,959,036	2,455,022	214,778	863,544	3,231,966	14,724,346	5,254,916	19,979,262
Private Other	6,094,519	1,826,364	214,326	548,364	2,681,778	11,365,351	2,701,328	14,066,679
Business and Industry	3,696,721	1,085,482	148,838	-	1,518,766	6,449,807	2,860,606	9,310,413
Local	1,565,861	521,115	-	-	833,853	2,920,829	513,622	3,434,451
SUNY and SUNY Related Organizations	693,742	252,128	-	279,663	142,920	1,368,453	355,075	1,723,528
Health Organizations	817,986	283,372	5,278	-	140,191	1,246,827	458,965	1,705,792
Other Federal Through Nonfederal Other	612,431	219,987	2,561	-	432,234	1,281,656	221,125	1,502,781
Total Federal through Other	21,440,296	6,643,470	585,781	1,706,014	8,981,708	39,357,269	12,365,637	51,722,906
Federal through NYS								
NYS Office of Children and Family Services	16,832,846	6,087,654	171,031	4,022,283	18,774,174	45,887,988	7,603,311	53,491,299
Other NYS Agencies	10,645,514	3,945,430	424,895	2,540,116	2,475,420	23,027,432	3,619,172	26,646,604
NYS Department of Health	10,283,974	3,801,807	111,095	682,592	7,726,420	17,584,888	3,686,768	21,271,656
NYS Education Department	6,978,751	2,434,076	220,177	215,989	3,445,429	13,294,432	1,051,516	14,345,948
NYS Commissions and Centers	930,056	344,310	5,286	-	442,727	1,722,391	255,052	1,977,443
NYS Department of Environmental Conservation	379,286	94,632	23,190	93,436	306,198	896,742	143,496	1,040,238
Other Federal Through NYS	1,027,778	370,591	5,607	9,303	320,660	1,733,939	247,036	1,980,975
Total Federal through NYS	47,078,205	17,078,500	961,293	7,543,729	31,486,085	104,147,812	16,606,351	120,754,163
NYS Direct								
NYS Authorities and Public Benefit Corporations	2,332,863	778,686	12,413,980	370,688	52,559,585	68,455,882	240,766	68,696,648
NYS Science and Technology Foundation	6,189,948	1,701,568	2,123,422	1,504,306	4,893,863	16,413,607	1,136,050	17,549,657
NYS Education Department	5,948,638	2,050,297	265,789	304,473	4,428,621	12,997,818	920,116	13,917,934
NYS Department of Health	4,092,364	1,454,329	35,266	2,472,915	1,888,902	9,943,776	947,215	10,890,991
Other NYS Agencies	1,657,740	597,950	28,357	-	579,424	2,863,471	298,447	3,161,918
NYS Commissions and Centers	53,156	19,385	179,440	-	1,897,468	2,149,449	10,459	2,159,908
NYS Office of Children and Family Services	633,419	225,779	10,465	330,000	607,753	1,807,416	234,680	2,042,096
NYS Institutes and Programs	1,051,168	388,003	49,430	-	306,020	1,794,621	160,610	1,945,231
Other NYS Direct	883,124	312,912	41,362	27,345	289,427	1,554,160	225,547	1,779,707
Total NYS Direct	22,842,520	7,526,909	15,147,501	5,010,207	67,451,063	117,980,200	4,163,890	122,144,090
Business, Industry and Other								
Business and Industry	8,197,342	2,311,460	305,354	2,108,533	25,573,744	38,496,433	4,532,677	43,029,110
Multiple	9,679,945	2,308,527	448,865	124,903	7,985,629	20,557,869	4,005,389	24,563,258
Private Other	2,206,391	1,006,615	14,569,466	129,509	2,847,741	21,759,722	792,345	22,552,067
Foreign	2,288,769	710,370	(319,731)	51,137	14,500,154	17,260,699	1,169,431	18,450,130
Foundations	4,095,182	1,308,019	147,248	776,136	3,116,269	9,442,854	764,334	10,189,798
SUNY and SUNY Related Organizations	3,530,658	1,231,543	310,641	199,868	2,095,608	7,368,318	813,652	8,182,652
Public Government Other	1,791,246	643,549	-	-	4,830,855	7,265,652	742,090	8,007,742
Health Organizations	2,895,972	905,926	97,027	25,000	1,831,104	5,755,029	529,253	6,284,282
Colleges and Universities	1,789,067	887,001	105,799	-	802,774	4,584,641	686,171	5,270,812
Local	1,711,348	559,159	35,051	68,540	1,089,442	3,453,540	548,670	4,012,210
Professional Business Associations	698,417	181,574	15,906	16,965	454,485	1,366,947	85,833	1,452,780
Other Business, Industry and Other	680,926	240,674	-	-	443,639	1,365,139	108,082	1,473,221
Total Business, Industry and Other	41,855,165	12,284,417	15,715,626	3,500,591	65,611,044	138,686,843	14,731,219	153,418,062
TOTAL	243,190,993	77,367,311	45,365,858	50,308,469	244,693,491	656,926,142	125,398,137	784,324,279



SPONSORED PROGRAMS EXPENDITURES BY PROGRAM
Year Ended June 30, 2008

	Salaries	Fringe Benefits	Equipment	Subawards	Other Direct	Total Direct	Total Indirect	Total Expenditures
Organized Research	138,005,936	41,070,782	40,183,503	28,864,117	127,310,743	375,435,081	91,566,760	467,001,841
Public Services	74,147,033	26,890,591	1,465,638	16,912,826	48,863,780	168,279,648	22,638,112	190,917,960
Training	15,954,352	5,277,614	951,088	3,964,175	29,697,181	55,844,410	6,531,872	62,376,282
Alterations and Renovations	-	-	21,346	10,083	24,240,401	24,271,830	3,725	24,275,555
Institutional and Dept Support	7,398,774	1,590,609	268,308	8	5,322,457	14,580,156	3,245,163	17,825,319
Educational Support	5,734,686	1,908,118	112,608	347,942	4,654,103	12,757,457	1,068,465	13,825,922
Academic Support	537,681	160,681	234,091	209,337	1,179,598	2,321,388	164,394	2,505,782
Fellowships	370,511	121,297	16,301	-	1,540,147	2,046,256	41,839	2,090,095
Other Program	1,042,019	347,618	112,974	-	1,885,105	3,387,716	117,807	3,505,523
TOTAL	243,190,992	77,367,310	43,365,857	50,398,488	244,693,495	658,926,142	125,398,137	784,324,279

Naming of Building and Grounds Committee Report

October 14, 2008 – College Council Meeting

In accordance with the Guidelines for Naming Opportunities on State University Campuses, President Howard has approved the naming of the Conference Room, #418, located on the fourth floor of Cleveland Hall in honor of Dr. Carmine A. Grande.

Buffalo State College will record this transaction in the record of named rooms maintained at the college. Arrangements have been made to dedicate the room in Dr. Grande's memory following the October 14th College Council meeting.

Respectfully Submitted,

William Bissett

Chair, Naming of Building and Grounds Committee

RESOLUTION

At its October 14, 2008 meeting the Buffalo State College Council recommended and President Muriel Howard approved that the Conference Room, #418, located on the fourth floor of Cleveland Hall, be named in memory of Dr. Carmine A. Grande, vice president for institutional advancement and development at Buffalo State College from 1997 to 2006. This honor is given in recognition of his years of dedicated service to Buffalo State College.

John T. Hoskins, Chair, Buffalo State College Council

Bonita R. Durand, Secretary to the College Council

**Requested Action of the Buffalo State College Council at the
October 14, 2008 Meeting**

To adopt a resolution approving amendments to the Traffic and Parking Regulations for Buffalo State College, Section 562 of the New York State Education Law.

Background:

- The college's Traffic and Parking Regulations were last amended January 2000 (the previous amendment was June 1990)
- Need to update to reflect administrative changes that have occurred since the last amendment date such as:
 - correcting name of Public Safety to University Police
 - correcting the name of Traffic Office to Parking Services
 - Lot G designated for student, faculty, and staff use 24 hours a day
 - Correct "handicapped" terminology to "persons with disabilities"
 - Correct "director" of Public Safety to "chief" of University Police
- Need to increase fines for violations of the parking rules.
 - Current fine for most violations is \$15.00 (\$50.00 for handicapped space, \$25.00 for firelane, \$25.00 fire hydrant)
 - \$15 no longer deters people from violating the college's parking regulations
 - New fines will be
 - \$ 25.00 for most parking violations.
 - \$ 35.00 for violation of a fire lane or fire hydrant.
 - \$50.00 for violation requiring an intracampus tow.Note the fine for violation of a handicapped designated space will remain at \$50.

Process to Change Section 562 of the Education Law:

- July 2, 2008 - the Notice of Proposed Rule Making was published in the State Register by the Department of State for the mandated 45-day public comment period.
- August 16, 2008- Public comment period expired without comment.
- October 14, 2008 - Submission to Buffalo State College Council for approval of amendments.
- November 2008 – SUNY Counsel files Notice of Adoption for publication in the State Register.
- November – December 2008 - Publication in the New York State Register and amendments become effective.

Notice for the Record, Daily and Bulletin:

Parking Violations Fines to Increase January 1, 2009

Effective January 1, 2009, fines for parking violations on campus will increase from \$25 for violation of a fire lane or fire hydrant, and \$15 for all other violations to \$35 and \$25, respectively. For violations requiring an intracampus tow (from a lot where parking is prohibited from 1-6a.m. to lot F, M-2, R or G), the penalty shall be a \$50 fine. This fine is in addition to a fine violation of \$25 for violation of parking in a no parking 1am – 6am parking lot. The fine for violation of a parking space designated for persons with disabilities will remain at \$50.

Parking fines not paid or appealed within 30 days of receipt of the summons are doubled. Students who have outstanding parking fines are barred from registering for class or receiving their transcript. Employees who have outstanding parking fines for more than 90 days will have the fines deducted from their paychecks. Vehicles parked on campus with outstanding parking fines are subject to either towing or the placement of an immobilization boot on the vehicle.

PARKING FINES

Campus	2000	2008
Albany	\$20 - 50	\$20-50
Alfred	\$10 - 15	\$30-50
Binghamton	\$15 - 40	\$20-50
Brockport	\$15 - 50	\$25-50
Buffalo State	\$15-50	\$25-50
Canton	\$10	\$15-50
Cobleskill	\$5 - 25	\$15-50
Cortland	\$10 - 15	\$25-100
Delhi	\$10	\$25-50
ESF	\$10	\$25
Farmingdale	\$20 - 35	\$20-35
Fredonia	\$10 - 15	\$15
Geneseo	\$10	\$15-50
HSC - Syracuse	\$15 25	\$15-100
Inst. of Technology	\$10 - 50	\$10-50
Livingston	\$25	\$25
Morrisville	\$5 - 10	\$15-25
New Paltz	\$15 - 25	\$25-75
Old Westbury	\$10 - 15	\$15-35
Oneonta	\$15 - 40	\$15-50
Oswego	\$15	\$20
Plattsburgh	\$25 - 50	\$10-50
Potsdam	\$10 - 25	\$15-50
Purchase	\$15 - 25	\$25-150
Stony Brook	\$15 - 50	\$30-100
University at Buffalo	\$15 - 25	\$20-50
Municipalities		
Orchard Park		\$50
Cheektowaga		\$25-75 (\$30 surcharge on the \$75 handicap summons)
City of Buffalo		\$30-50
Canastota		\$25-80

The materials below consist of regulations of the State University of New York Board of Trustees. However, it is not the Official Compilation of the Codes, Rules, and Regulations of the State of New York. Readers are advised to refer to the Official Compilation (8 NYCRR Part et seq) in case of questions.

PART 562

STATE UNIVERSITY COLLEGE AT BUFFALO

Sec.	
562.1	General statement of policy
562.2	Registration
562.3	Permits
562.4	Parking Lots
562.5	Driving and parking regulations
562.6	Motorcycles and mopeds
562.7	Towing and immobilizing
562.8	Abandoned vehicles
562.9	Enforcement of rules and regulations
562.10	Temporary parking permits
562.11	Maintenance, special events and emergencies
562.12	Inoperative vehicles
562.13	Security
562.14	Changes or special instructions
562.15	Traffic control
562.16	Responsibility, penalties, and fines for violations
562.17	Complaints, hearings, appeals

§ 562.1 General statement of policy.

The operation of a motor vehicle on the property of the State University College at Buffalo is covered under section 360 of the Education Law, which authorizes the State University to adopt and make applicable to its campuses any and all provisions of the Vehicle and Traffic Law. The following regulations have been developed and are enforced to provide for the safety and convenience of students, faculty, employees and visitors upon the State University College at Buffalo campus. (Notice: The regulations are strictly enforced 24 hours a day, seven days a week, 12 months a year.)

§ 562.2 Registration.

(a) No person, including students, members of the faculty or staff, shall park a motor vehicle, motorcycle or moped of any kind or description on premises or property under control of the State University College at Buffalo unless such motor vehicle, motorcycle or moped is properly registered with the college. Personnel employed by off-campus agencies who are assigned to the college as a regular work location should also register their vehicles and comply with all motor vehicle regulations.

(b) A registration decal will be issued and must be affixed to the vehicle in accordance with instructions in section 562.3 of this Part. Upon completion of the vehicle registration form and payment of the required fee(s), a registration decal shall be issued.

(c) Such registration shall be valid as indicated by the expiration date on the registration decal, and shall be conditioned upon remaining enrolled at the college if a student, or upon continued employment at the campus if a faculty or staff member or other person assigned to or using campus facilities.

(d) A registration fee, as approved by the chancellor, or designee, shall be charged for each motor vehicle registered and for all replacement decals.

(e) Faculty, staff and students are required to produce an official college identification card and a vehicle registration in order to obtain a permit. There will be no exceptions to this rule. All others, such as campus visitors and/or guests, should be prepared to show vehicle registration and a personal driver's license when obtaining a permit.

(f) A person may register more than one vehicle if for his or her specific use on campus. Exceptions to this rule will be authorized only by the director of student accounts or designee.

(g) No person shall provide any false or misleading information, whether by act or omission, when applying for any registration or permit pursuant to this Part, or when otherwise required or requested by a college official to provide information concerning the operation or parking of a vehicle on the campus premises and grounds.

(h) Falsification of information to obtain a permit will subject the offender to disciplinary actions and/or arrest.

(i) There must be no unpaid college imposed parking fines or penalties outstanding against the applicant or the vehicle registered before obtaining a parking permit.

§ 562.3 Permits.

(a) Parking on campus is by permit only. Only those motor vehicles properly displaying a valid permit are authorized to use campus parking areas.

(b) The permit shall be affixed to the vehicle in accordance with the printed instructions on the permit. A vehicle may not display more than one permit at a time.

(c) Failure to display a permit or the improper display of a permit will constitute a violation. Permit must be in sight and numbers must be unobstructed.

(d) Parking permits are not transferable from the individual to whom they are issued to any other individual. Permits are not transferable from one vehicle to another.

(e) Parking permits must be removed from vehicles under the following conditions:

- (1) change of ownership of vehicle;
- (2) termination of association with the college;
- (3) termination of authorized period for which issued; or

(4) receipt of permit which supersedes a prior permit.

(f) Mutilation, theft or other disposition must be reported promptly to the [Department of Public Safety] university police department.

(g) Should a permit become mutilated or obliterated in any way, a new permit must be obtained from the student accounts office. Evidence of the mutilated permit must be presented for replacement. A fee, as approved by the chancellor, or designee, shall be charged for any replacement permit.

(h) A "STAFF" parking permit shall be issued to:

- (1) all full-time employees of the college;
- (2) personnel employed by off-campus agencies who are assigned to the college as a regular work location for a period of one year or more;
- (3) faculty emeriti;
- (4) part-time employees who are not students at the college;
- (5) graduate assistants; and
- (6) adjunct faculty.

Staff parking permits are valid in all staff and student/staff lots. Under no circumstances shall a faculty or staff member register a motor vehicle owned, operated or controlled by a student. Student use of staff parking permits is prohibited, and such violation will result in tagging and towing or immobilizing of the vehicle.

(i) A "TEMPORARY" parking permit may be issued to persons:

- (1) visiting the campus;
- (2) using space on the campus but not associated with college programs and activities;
- (3) disabled by injury or illness, as determined by the [traffic] parking services office (see section 562.10[d] of this Part);
- (4) employed by contractors working on campus; or
- (5) employees or students who have paid the registration fee for that academic year.

Student use of temporary parking permits in staff or visitor lots or in lots/spaces other than student lots is prohibited, and such violations will result in tagging and towing or immobilizing of the vehicle.

(j) A "STUDENT" parking permit may be issued to all registered students. The following are included in this category:

- (1) USG student employees;
- (2) resident assistants; and

(3) student employees.

Student parking permits are valid in student lots only.

(k) An "ADMINISTRATION" parking permit shall be issued to all management/confidential personnel and others designated by the Vice President for Finance and Management. These permits are valid in the designated lots and all staff and student/staff lots.

(l) New York State ["HANDICAPPED"] municipal parking permits for persons with disabilities are not issued by the college. The college does, however, honor all municipal [handicapped] parking permits for persons with disabilities. Staff and students with [handicapped] municipal parking permits for persons with disabilities may not park in designated visitor's lot or any other special designated reserved parking spaces. Only persons with municipal parking [handicapped] permits for persons with disabilities may park in areas designated [handicapped] spaces for persons with disabilities. Persons who possess a valid New York State [handicapped] license plate for persons with disabilities or a valid permit issued by a municipality in accordance with the New York State Department of Motor Vehicles [G]guidelines for [the Physically Handicapped] persons with disabilities may park in [spaces] areas designated ["handicapped parking only."] for persons with disabilities. All vehicles parked on campus also must display a valid Buffalo State College parking permit.

(m) A "VENDOR" parking permit shall be issued to all vendors required to service college facilities and operations. Vendor permits are valid in Cleveland Hall Circle load zones for one- half hour maximum, or in any staff or student/staff lot.

(n) A "GENERAL RESERVE" parking permit shall be issued to individuals designated by the Vice President for Finance and Management and is valid in specifically designated areas of lots D and D-2 or in any staff or student/staff lot.

(o) Vehicle permits and/or replacements will be provided only after the appropriate fee, as approved by the chancellor, or designee, has been paid.

§ 562.4 Parking lots.

(a) Parking fees as approved by the chancellor, or designee, shall be charged for motor vehicles parked within designated lots, consistent with applicable collective bargaining agreements and in accordance with guidelines established by the chancellor or designee. Such guidelines shall provide that the determination of the amount of the fee be substantially based on an analysis of the costs attributable to the operation and maintenance of the parking facilities owned and operated by the College at Buffalo.

(b) No person shall park a vehicle in any area except those areas specifically designated as motor vehicle parking lots or spaces. Where campus parking areas have been designated respectively for students, staff or visitors, as the case may be, no motor vehicle shall be parked in a designated parking area other than the parking area to which such registrant or visitor has been assigned. Special parking provisions may be granted in extraordinary circumstances by the [director of public safety] university police chief or designee.

(c) All lots designated A, B, D, F-1, H, S-1, T and U are for staff and faculty use only, between the hours of 6 a.m. and 4 p.m., Monday through Sunday. Student use of these lots is permitted from 4 p.m. to 1 a.m., Monday through Sunday. Lot W is designated for staff and faculty use only between the hours of 6 a.m. and 5:30 p.m., Monday through Sunday.

(d) All lots designated S and S-2 are for faculty and staff use only between the hours of 6 a.m. and 1 a.m. Student use is not permitted at any time in prohibited areas such as Upton East, Bacon Lot, Bengal Mall or areas designated specifically for [public safety] university police, maintenance or any other specific designation.

(e) All lots designated A-1, F, G, L, L-1, M, M-1, M-2, R and Z are for student, faculty and staff use between the hours of 6 a.m. and 1 a.m.

(f) All lots designated F, G, M-2 and R are for student, faculty and staff use 24 hours a day.

(g) Lots C, L-2 and X are restricted for individuals paying for metered spaces.

(h) Lot Y is restricted for persons displaying a student parking permit.

(i) Lots D-1 and E is restricted for persons displaying an ADMINISTRATION OR GENERAL RESERVE parking permit.

(j) All lots designated MP are for motorcycle and moped parking only. Motorcycles and mopeds may also park in lots A and A-1.

(k) Faculty, staff and students are prohibited from parking in any areas not specifically designated for their use.

(l) For the purposes of snow removal, repair and maintenance of lots and roadways, no parking will be allowed on roadways or in parking lots from 1 a.m. to 6 a.m. except where specifically designated by a sign for overnight parking.

(m) Metered spaces on campus are for use by visitors to Buffalo State College. Parking at the meters is restricted to a maximum of two hours at a fee as approved by the chancellor or designee. Any parking beyond the stipulated maximum will constitute a violation regardless of time remaining on the meter. Parking at a meter indicates acceptance of the meter regulations.

§ 562.5 Driving and parking regulations.

(a) No person shall drive a vehicle on college streets, roads or highways at a speed greater than is reasonable and prudent under the conditions and having regard to the actual and potential hazards then existing. The maximum permissible speed is 25 miles per hour on all roadways of the college.

(b) All persons shall observe and obey any slow, stop, yield, caution signs or any other duly posted signs regulating traffic or parking.

(c) The directions and requests of [campus public safety] university police officers shall be followed at all times.

(d) No person shall park a vehicle on the premises of the university in such manner as to interfere with the use of a fire hydrant, fire lane or other emergency zone, create any other hazard or unreasonably interfere with the free and proper use of a roadway or pedestrian way, walkway, driveway or parking area. Specifically, no parking is permitted:

(1) on campus roads, except where specifically designated by a sign for parking;

(2) on sidewalks, walkways and pedestrian areas;

(3) on lawns or grounds;

(4) in load zones;

(5) in any area other than those clearly designated as parking space and as indicated by posted signs, pavement markings or painted lines restricting or limiting such parking;

(6) in parking lot aisles, entrances or exits; or

(7) on or over painted parking lines.

(e) Any area of the campus that has been closed off by the use of barricades or other traffic control devices shall not be entered by any vehicle except those authorized by [the department of public safety] university police department.

(f) Responsibility for finding appropriate parking space rests with the motor vehicle operator. Lack of space is not an excuse for illegal parking.

(g) Any accidents should be promptly reported to the [public safety office] university police department, Chase Hall, [Room 127,] extension 6333.

§ 562.6 Motorcycles and mopeds.

Parking for motorcycles and mopeds is prohibited anywhere on campus except the designated motorcycle parking areas located in lots D and S-1 and in lots A and A-1. Motorcycles and mopeds parking anywhere else will be tagged.

§ 562.7 Towing and immobilizing.

The [public safety] university police department may authorize the towing away or immobilizing of vehicles parked in violation of the rules and regulations of the college. Any expense involved in removal or immobilization of vehicles, such as towing and storage charges, will be the responsibility of the owner of the vehicle. Fines for intracampus tow violations will be in addition to fines for violations issued for no parking 1am – 6am when the vehicle must be moved for the purpose of snow removal.

§ 562.8 Abandoned vehicles.

Abandoned vehicles will be dealt with by the [public safety] university police department and disposed of according to the New York State Vehicle and Traffic Law, section 1224.

§ 562.9 Enforcement of rules and regulations.

The [public safety] university police officers of the college have been empowered to enforce traffic and parking rules and regulations. Tickets will be issued to all vehicles which are not registered with the college and to vehicles which are in violation of campus parking and/or traffic regulations.

§ 562.10 Temporary parking permits.

(a) In the case of special visitors and/or groups of visitors (i.e., conference participants), appropriate arrangements can be made for temporary parking privileges. Applications must be made in advance with the events management office or the [traffic office] parking services office.

(b) Staff or students using a vehicle other than those registered must obtain a temporary parking permit from the [traffic office] parking services office.

(c) Personal guests of any staff or student must obtain a temporary parking permit at the [traffic] parking services office which will authorize parking in a specific parking area.

(d) Persons whose physical infirmities necessitate special consideration may obtain a temporary **MEDICAL** parking permit valid in any staff or student parking area for a period of time not to exceed two weeks. Any person with a medical condition exceeding this period of time will be encouraged to apply for a municipal [handicapped] persons with disabilities parking permit if a resident of New York State. Certification of need must be obtained from the person's physician and submitted to the director of [public safety] parking services, or designee, for consideration and appropriate action. Medical permits are not valid in any legal handicapped space on campus.

§ 562.11 Maintenance, special events and emergencies.

(a) Instructions relative to temporary parking restrictions to facilitate snow removal, cleanup, maintenance and repair will be forthcoming from time to time from the [department of public safety] university police department as the need arises.

(b) On special occasions and emergencies, parking restrictions will be regulated by the [public safety department] university police department as required.

(c) For certain college events, parking may not be limited to parking lots. Specific roads and/ or areas not otherwise used for parking may be designated for parking by the [department of public safety] university police department.

§ 562.12 Inoperative vehicles.

(a) If a vehicle becomes inoperative for any reason and it is parked in violation of this Part, it is the responsibility of the owner/operator to make immediate arrangements to remove it. Vehicle breakdowns may not be accepted as an excuse for being illegally parked.

(b) Storage of inoperative or damaged vehicles or those not displaying registration plates in campus parking lots is prohibited, except as specifically permitted by the [director of public safety] chief of university police.

§ 562.13 Security.

(a) The college assumes no responsibility for automobiles and/or their contents.

(b) Vehicles should be kept locked at all times. Valuables should not be left in sight on the seat but locked in the trunk.

§ 562.14 Changes or special instructions.

(a) Any change of rules, special instructions or announcements will appear in the College Bulletin and will be transmitted to the Record and the campus radio station.

(b) Everyone driving on the campus is responsible for knowing and understanding these rules. Cooperation and compliance with these rules will make the campus a safer place.

§ 562.15 Traffic control.

The parking of vehicles on the roadways of State University of New York College at Buffalo, Erie County, is prohibited unless otherwise designated.

§ 562.16 Responsibility, penalties, and fines for violations.

(a) Responsibility. The individual in whose name the motor vehicle is registered with the college, and/or the owner thereof if the motor vehicle is not then registered with the college, shall be responsible for any and all penalties and fines for violations, and for any and all liability or damage claims, resulting from the possession, operation and/or parking of the motor vehicle on the premises of the State University College at Buffalo.

(b) Penalties. Violators of any of the campus traffic and parking rules and regulations will be subject to the issuance of a ticket returnable as directed in section 562.17 of this Part, and also administrative late payment fee(s) if fine is not paid within the prescribed time(s). If the college parking ticket is not paid within the prescribed period of time, a late fee, as approved by the chancellor or designee, will be imposed for the additional processing. Any person who violates any applicable section of the Vehicle and Traffic Law shall be punished in any court having jurisdiction. Unpaid fines shall be deducted from the salary or wages of an offending officer or employee of the university. In the case of students, grades, transcripts and registration may be withheld until all fines are paid.

(c) Violators with 10 or more parking violations may be subject to revocation of the campus vehicle registration decal and a loss of parking privileges for the balance of the academic year or from future campus vehicle registration until such parking ticket fines along with administrative late payment fees are paid.

(d) Fines for violations. The penalty for violation of these regulations is as follows:

(1) For violation of a handicapped designated space the penalty shall be a \$50 fine.

(2) For violation of a fire lane or fire hydrant the penalty shall be a \$[25] 35 fine.

(3) For violation requiring an intracampus tow the penalty shall be a \$50 fine. This fine is in addition to a fine of \$25 for violation of parking in a no parking 1am – 6am lot.

(~~3~~4) For all other violations the penalty shall be a \$[15] 25 fine.

§ 562.17 Complaints, hearings, appeals.

(a) A complaint regarding any violation of a campus rule shall be in writing, reciting the time and place of the violation and the title, number or substance of the applicable rule.

(1) The complaint must be subscribed by the officer witnessing the violation and attached to the vehicle involved.

(2) The complaint shall indicate the amount of the fine assessable for the violation, and advise that if the person charged does not dispute the violation, fines may be paid at the student accounts office of the campus within a period to be prescribed by the college council.

(3) The complaint shall recite that a hearing may be requested within a period of time as prescribed by the college council after service of the charges by appearing in person at the [traffic] parking services office.

(4) The complaint shall recite that, should the alleged violator fail to appear at the time fixed for the hearing or should no hearing be requested within the period as prescribed by the college council in paragraph (3) of this subdivision, the complaint is proved and shall warrant such action as may then be appropriate.

(5) Three or more unanswered complaints in an 18-month period by the same person, regarding violations of a campus parking rule, shall result in a referral to the New York State Commissioner of Motor Vehicles for review in considering the renewal of an operator's license and/or a motor vehicle registration, and the imposition of a fee as approved by the chancellor, or designee, to meet the administrative costs of such referral.

(b) The chief administrative officer shall designate a hearing officer or board, not to exceed three persons, to hear complaints for violation of campus traffic and parking rules and regulations enforceable on campus. Such hearing officer or board shall not be bound by the rules of evidence, but may hear or receive any testimony or evidence directly relevant and material to the issues presented.

(c) A request for a hearing for a violation must be made in writing with the [traffic] parking services office, provided the request is filed within the prescribed period of time as designated on the ticket. Should there be no request during this time period, the complaint is proved and will be considered a denial.

(d) Each request will be reviewed by the hearing officer or parking appeals board which includes a student, faculty or staff representative, and administrator. This board will meet when necessary to hear requests.

(e) After such review, or not later than five days thereafter, such hearing officer or board shall file a report. A notice of the decision shall be promptly transmitted to the violator. The report shall include:

(1) the name of the appellant;

(2) the date the complaint was issued;

(3) a concise statement of the facts established on the appeal, based upon the testimony or other evidence offered;

(4) the time and place of the appeal;

(5) the campus rule violated;

(6) the names of all witnesses; and

(7) the decision (guilty or not guilty) of the hearing officer or board.